





Welcome to Reception's Phonics Workshop





Aims

- ▶ To share how phonics is taught.
- ▶ To develop parents' confidence in helping their children with phonics.
- ▶ To teach the basics of phonics.
- ▶ To show an example phonics lesson.
- ▶ To give you an opportunity to ask questions.



What is Phonics?



- There are 44 sounds that make up the English Language.
- Some are single letter sounds that make a word:


c-a-t = cat d-o-g = dog

- Some letters are joined together to make 1 sound:

sh-i-p = ship l-igh-t = light

In RWI these sounds are called 'Special Friends'

- Children will learn single letter sounds first and then move on to special friends when they are ready.




Saying the Sounds



Sounds should be articulated clearly and precisely.

It is important that everyone involved in phonics teaching knows this correct pronunciation.

<https://www.oxfordowl.co.uk/for-home/reading-owl/find-a-book/read-write-inc-phonics--1/phonics-pure-sounds-video>



Formation



When teaching each sound, we practise how to form the sound. RWI has its own rhymes for each sound to help the children to remember.




Bounce: a-a-a-a-apple
Handwrite: Round the apple,
down the leaf



Bounce: t-t-t-tower
Handwrite: Down the tower,
across the tower



Bounce: d-d-d-dinosaur
Handwrite: Round his bottom,
up his tall neck, down to his feet




Blending

- ▶ Putting the sounds together to read a word.
- ▶ Children need to be able to **hear** the separate sounds in a word and then blend them together to **say** the whole word .

m-a-t = mat

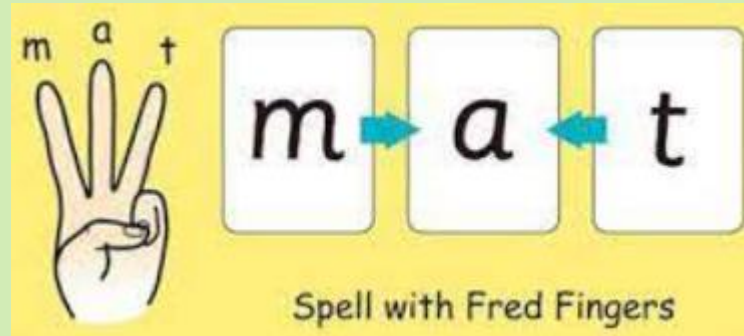
s-a-d = sad






Blending

- ▶ Children can use their 'Fred Finger' to help them blend.

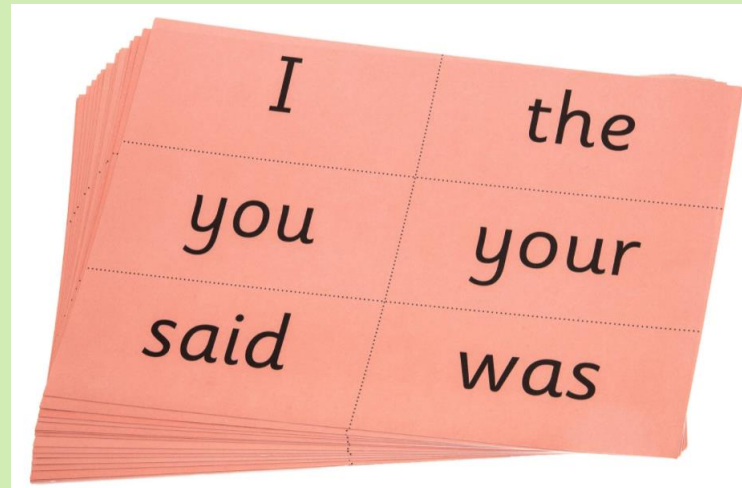



- ▶ Children will need lots of practise before they can blend independently.
- ▶ Once children have recognised a few sounds and are more confident blending, they will receive a blending book home to practise.



Red Words


- ▶ Words that you can't sound out.
- ▶ Read from sight.
- ▶ We use flashcards to help remember them and in books - the red words are 'red'.






Daily Phonics

- Every day the children have 20-minute whole class sessions of phonics - 9am.
- Followed by small 'word time groups'.
- Fast paced approach.
- We use the Read Write Inc. planning document to support phonics teaching.
- We target children quickly who need further support in their sounds.
- We encourage children to apply their phonics when reading their books.
- You can now watch a short example of a phonics lesson.



How can I help at home?

- Read every day - flashcards/reading books/library books - recording on the app.
- Read a bedtime story every night.
- Handwriting letter patten - RWI
- Watch the links with your child at home.
- Check children's reading diaries for notes on children's progress.



Do you have any questions?
Thank you for coming 😊